





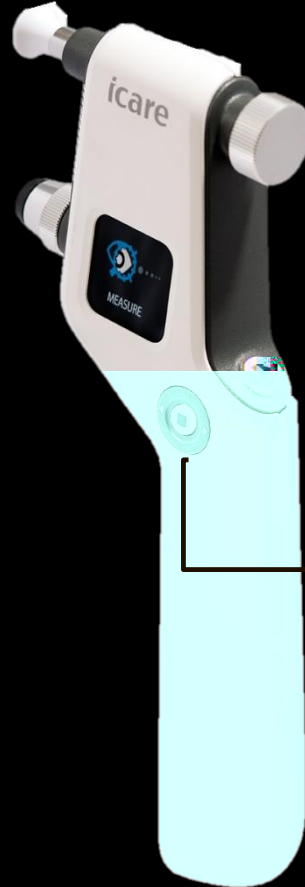
- Ergonomic design down to last detail
- Easy and robust in daily use
- Very high clinical accuracy and precision



Improved forehead support

EasyPos new positioning assistant


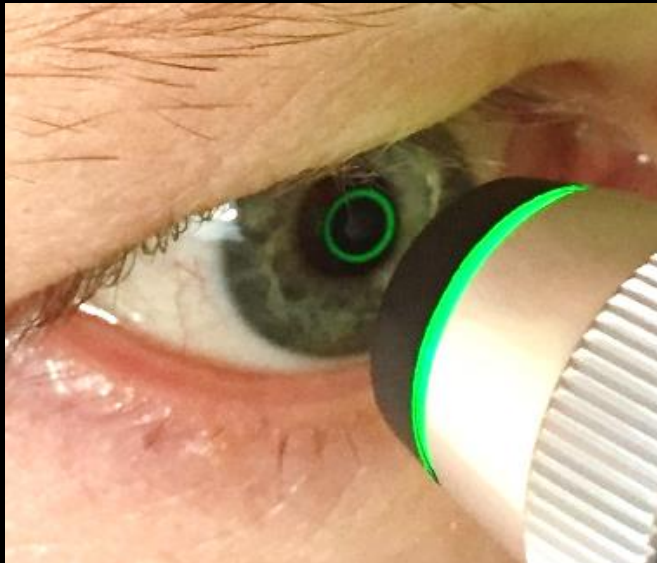

Large color OLED display




Improved forehead adjustment knob

New ergonomic AMS Measure button

EasyNav new navigation interface





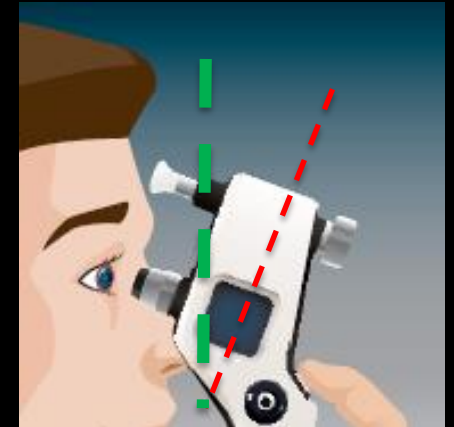
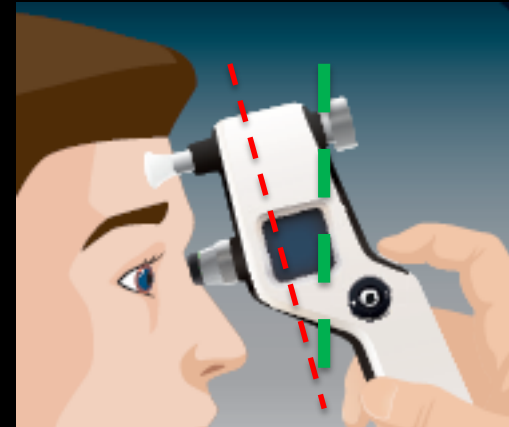


- Bigger adjustment knob enables faster and more precise dialing
- Wide forehead tip for soft and stable support

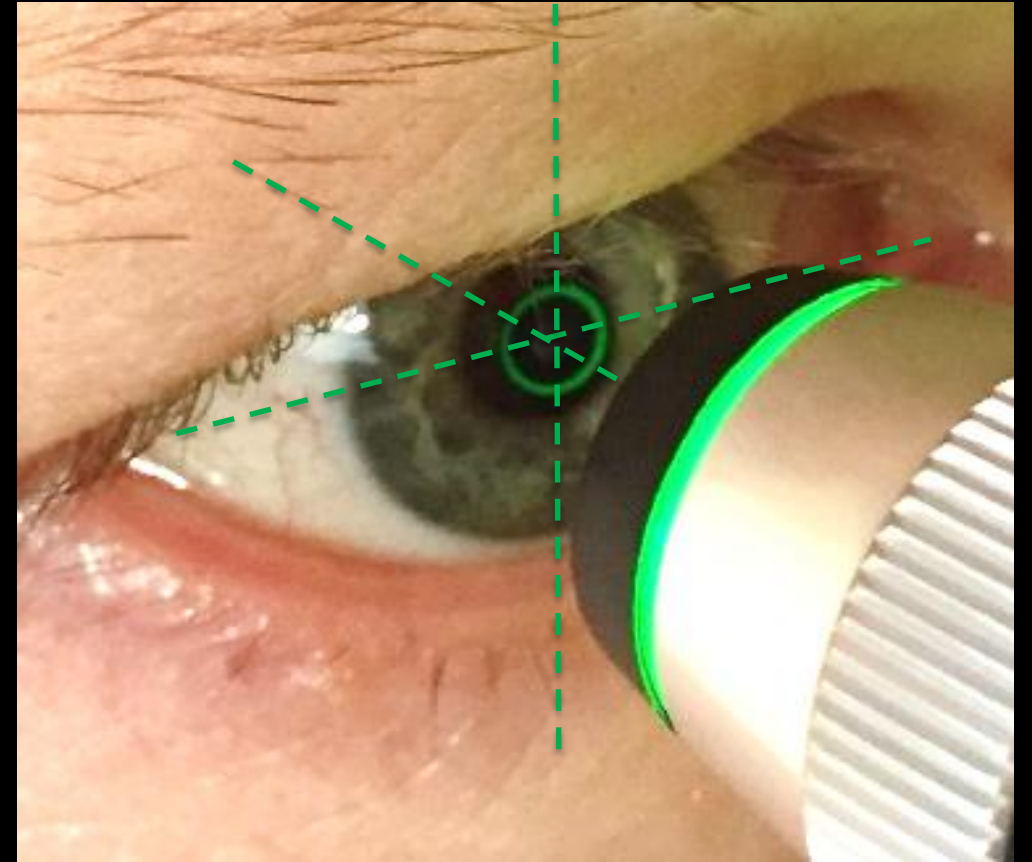




- Practice the aligning before hands-on demonstration as ic100 feels a bit more precise to position than TA01i
- The measurement distance from the cornea is the same as with TA01i but it feels that you have to hold ic100 at a longer distance because of the the new design and color of the probe base collar.



- Align straight to the center of the cornea, i.e. vertically and horizontally at 90 degree. You may find the reflection of the light ring on the cornea useful.





The display is fully readable by right hand user. 10% of the population is left hand users and typically left hand users have better dexterity to use both hands



Initially, ic100 can feel heavier in hand but the weight is the same as with TA01



Series mode for people who tend to blink much can be difficult – use single mode to measure at the right moment

